

## Technical data

# LEO 30T plus

**TEUPEN**  
...access redefined

since '77

### PERFORMANCE

Working height, max. (300 kg / 400 kg)	30,00 m / 27,00 m
Working height, max. (both sides narrow)	25,00 m
Platform height (300 kg / 400 kg)	28,00 m / 25,00 m
Platform height, max. ( both side narrow)	23,00 m
Horizontal outreach, max. (400 kg)	12,70 m
Horizontal outreach, max. (300 kg)	14,00 m
Horizontal outreach, max. (80 kg)	17,00 m
Horizontal outreach, max. (both sides narrow)	14,50 m
Platform capacity, max.	400 kg
Platform capacity, max. (both sides narrow)	250 kg
Jib, movable	180 °
Platform, rotatable	180 °
Turntable rotation, max.	450 °
To be jacked up on ground slope of	16,7 ° / 30,0 %
Track drive, height- and width-adjustable	24 / 22 cm
Gradeability, max.	16,7 ° / 30,0 %
Slope angle, max.	21,0 ° / 38,0 %
Travel speed, max.	3,0 km/h

### MEASUREMENTS\*

Platform (height) (A)	1,10 m
Platform (length) (B)	1,20 m
Platform (width) (C)	0,80 m
Length (D)	7,70 m
Length without platform (E)	7,50 m
Height (F)	1,98 m
Width, min. (G)	1,58 m
Ground clearance, max. (H)	0,43 m
Track (length x width) (I)	1,92 x 0,25 m
Outrigger footprint both side wide (length) (J)	5,51 m
Outrigger footprint both side wide (width) (K)	5,60 m
Outrigger footprint one side narrow (length) (L)	7,55 m
Outrigger footprint one side narrow (width) (M)	4,30 m
Outrigger footprint both sides narrow (width) (N)	2,99 m
Outrigger plate (length x width)	0,31 m x 0,22 m

### WEIGHT\*

Total weight	4500 kg
Live load in travelling position	4,10 kN/m <sup>2</sup>
Live load in working position	1,70 kN/m <sup>2</sup>
Point load per outrigger plate, max.	32,00 kN

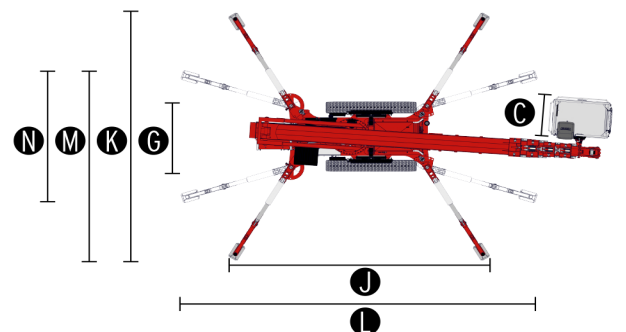
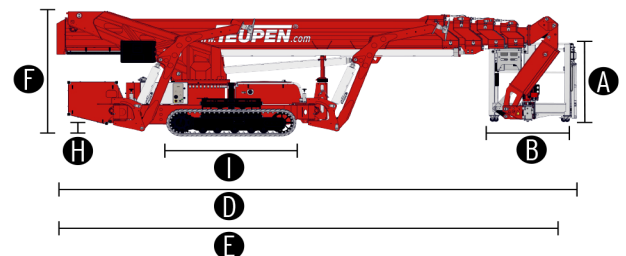
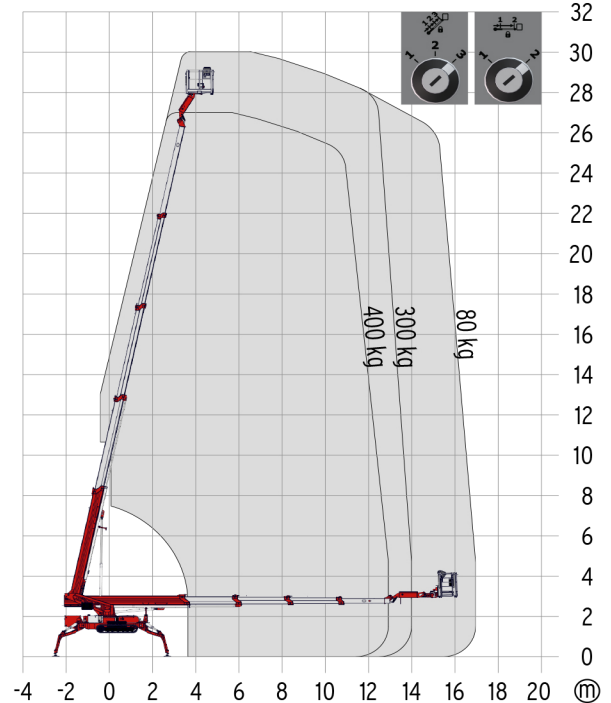
### POWER SOURCES

Standard power sources:

■ Electric motor	(230 V, 12,9 A, 2,2 kW)
■ Combustion engine (Diesel)	Kubota D902 (16,1 kW / 21,6 hp)
Fuel tank capacity (Diesel engine)	39,0 l

### POWER SUPPLY

Electric current, max.	230 V / 16 A
------------------------	--------------



### STANDARDS

2006/42/EG-Machinery directive  
(Harmonised standard EN280:2016); 2004/108/EG (EMV);  
2000/14/EG (Noise emission directive)

\* The technical data may deviate +/- 3 % from the specified values.  
\* Weight and dimensions may vary depending on options and accessories.